



# INTERNET SAFETY



How to Protect Personal Information &  
Recognize Online Risks





# WHY DO WE NEED INTERNET SAFETY?



- The internet is a fun place, but it can also be dangerous if we're not careful.
  - Protecting our personal information keeps us safe from people who may want to harm us.
  - We need to recognize online risks to avoid being tricked or hurt.
- 
- 

# WHAT IS PERSONAL INFORMATION?

Personal information is anything that can tell someone who you are.

- Examples include:

Full name

Address

Phone number

School name

Pictures of you



# HOW TO PROTECT YOUR PERSONAL INFORMATION?



- Don't share personal info online, unless a trusted adult says it's okay.
- Use strong passwords and don't share them with anyone.
- Be careful about what you post on social media.




# RECOGNIZING FAKE WEBSITES & MESSAGES

Check the website address: Look for “https” and a padlock.

Be cautious if the message is too good to be true (like winning a free prize).

Don't click on links from people you don't know.







# COMMON ONLINE RISKS

- **Cyberbullying:** When someone is mean or threatens you online.
- **Phishing:** Fake emails or messages trying to steal your information.
- **Inappropriate Content:** Pictures or videos that are not safe to look at.

# INTRODUCTION TO SOCIAL ENGINEERING



# WHAT IS SOCIAL ENGINEERING?



- Imagine someone tries to trick you into sharing personal information, like your password, address, or phone number, without you realizing it. This is called social engineering.
- In the world of the internet, bad people (called "hackers") use social engineering to manipulate and fool others into giving away sensitive information. They might pretend to be someone you trust, like a friend, teacher, or even a company, to get you to share details that you shouldn't.



# **WHY IS SOCIAL ENGINEERING DANGEROUS?**

**Social engineering can lead to a lot of problems like:**

- Someone stealing your personal information.**
- Losing money or your identity.**
- Someone taking control of your online account**

# WHAT IS SOCIAL ENGINEERING AND HOW DOES IT WORK?

- Social Engineering is when someone tricks you into giving away personal information or access to something you own.
- The person using social engineering doesn't use fancy technology—they rely on tricking or manipulating you to get what they want.



# HOW DOES SOCIAL ENGINEERING WORK?

Social engineers know how to make you feel comfortable or trusting.

They may seem friendly, use fear tactics, or pretend to be someone you know

They often ask for personal information, such as your password, phone number, or address.



Hey! I can't log into my account, can you send me the password?"

1

# REAL-WORLD EXAMPLE

- Imagine you get a message from "your friend" saying they've locked themselves out of their account and need your help with the password.
- But guess what? It's not your friend! It's someone trying to trick you.



# WHY DO PEOPLE USE SOCIAL ENGINEERING?

- Hackers use social engineering because it's easier than breaking into a computer system.
- People are often the weakest link in security—hackers know how to trick us into giving away information.





Presented by  
**Rose Barakat**



**Gmail is an email app we use to send and receive messages.**

**Sometimes, we need help to organize our emails.**

**Gmail gives us tools like:**

- **Starred ★** – to mark important emails
- **Snoozed 🕒** – to see emails later
- **Spam 🚫** – to keep out junk mail



# Starred (★)

**A starred message in Gmail is one you want to keep track of because it's important.**

**How to star a message:**

1. Go to your Gmail inbox.
2. Find the email you want to star.
3. Click the star icon ★ next to the email.
4. It will turn yellow—now it's starred!





# Snoozed (🕒)

**A snoozed message goes away for now and comes back later when you're ready.**

**How to snooze a message:**

1. **Open Gmail.**
2. **Hover over the email.**
3. **Click the clock icon 🕒 (it says "Snooze").**
4. **Choose the day and time for it to come back.**



# Spam (🚫)

Spam is an email that is junk, fake, or not safe. Gmail moves these to the Spam folder.

**How to mark a message as spam:**

1. Open the email.
2. Click the three dots : at the top right.
3. Click “Report spam” 🚫.
4. Gmail moves it to the Spam folder.

